

Scaled data based on original data using
LM-79-08 Approved Method: Electrical and Photometric Measurements of Solid-
State Lighting Products

Test Report Prepared for
Cooper Lighting Solutions
(formerly Eaton)

Brand: INVUE

Report Number: P676916

Luminaire Tested: **CCW-SA-1A-840-U-SL2-HSS**

Issue Date: 04/25/2023



Test Information

Test Method: LM-79-08
Report Number: P676916
Test Lab: INNOVATION CENTER(G1)
Issue Date: 04/25/2023
Manufacturer: COOPER LIGHTING SOLUTIONS (FORMERLY EATON)
Product Line: INVUE
Catalog Number: CCW-SA-1A-840-U-SL2-HSS
Description: INVUE CLEAR CURVE Wall Pack MOUNT Light Square Luminaire @350mA w/
SL2 distribution lens and House Side Shield
Light Source: (16) 4000K CCT, 80 CRI LEDs
Ballast/Driver: ELECTRONIC DRIVER

Summary

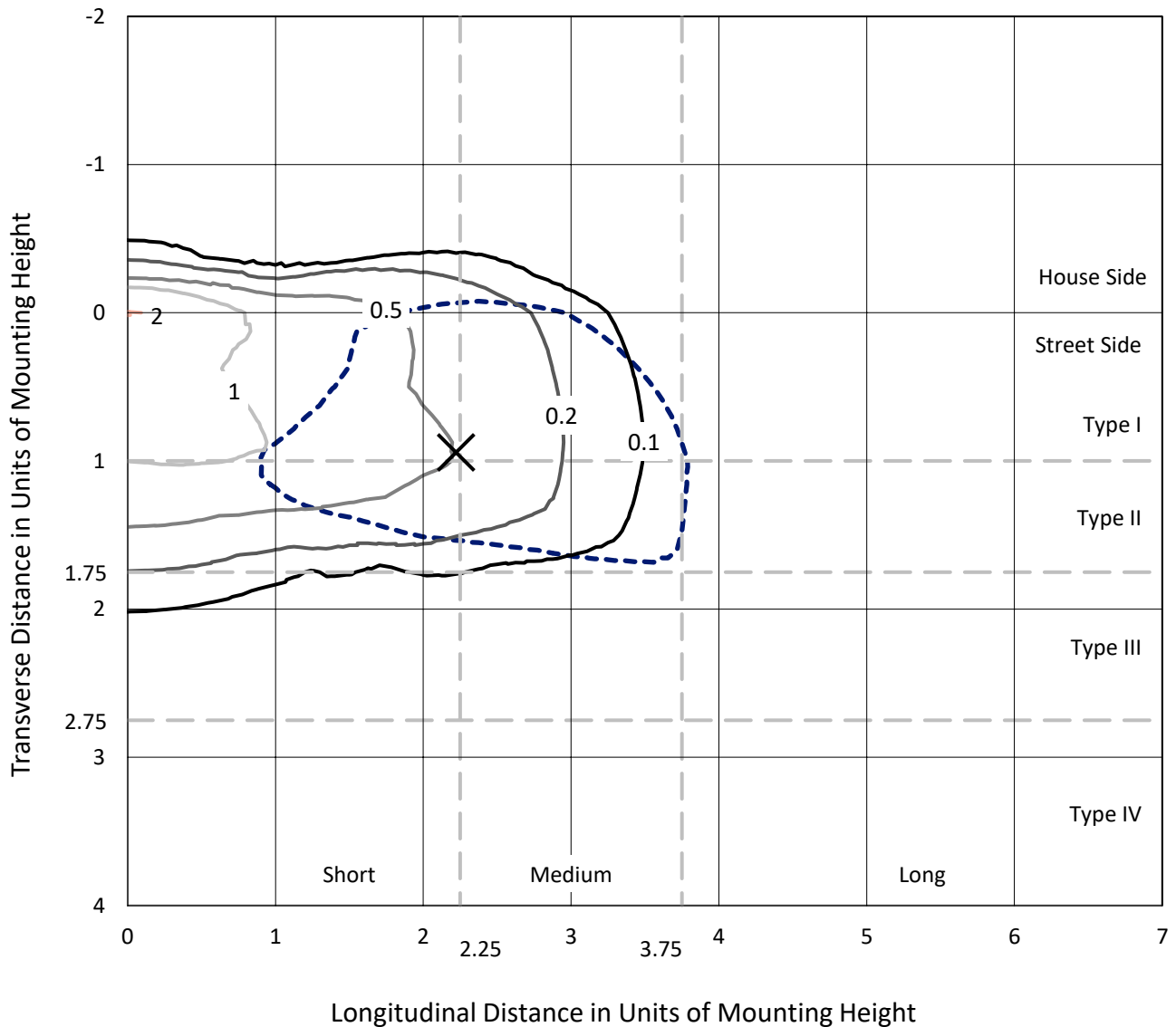
Lumens per Lamp: N/A
Luminaire Lumens: 1875.8 lumens
Efficiency: N/A
Efficacy: 104.2 lumens/watt
Luminous Opening: Rectangular (W 1' x L: 0.5' x H: 0')
IES Classification: Type II - Short
BUG Rating: B0 - U0 - G1

Input Watts (W): 18
Input Voltage (V): 120
Input Current (Ain): NR
Voltage Rise (V): NR
Power Factor: NR
Total Harmonic Distortion (THDi): NR
Frequency (hertz): 60
Stabilization Time: NR
Operation Time: NR
Ambient Temperature (°C): NR
Test Distance: 25 FT

REPORT NUMBER: P676916
 CATALOG NUMBER: CCW-SA-1A-840-U-SL2-HSS

Iso-Footcandle Lines of Horizontal Illumination

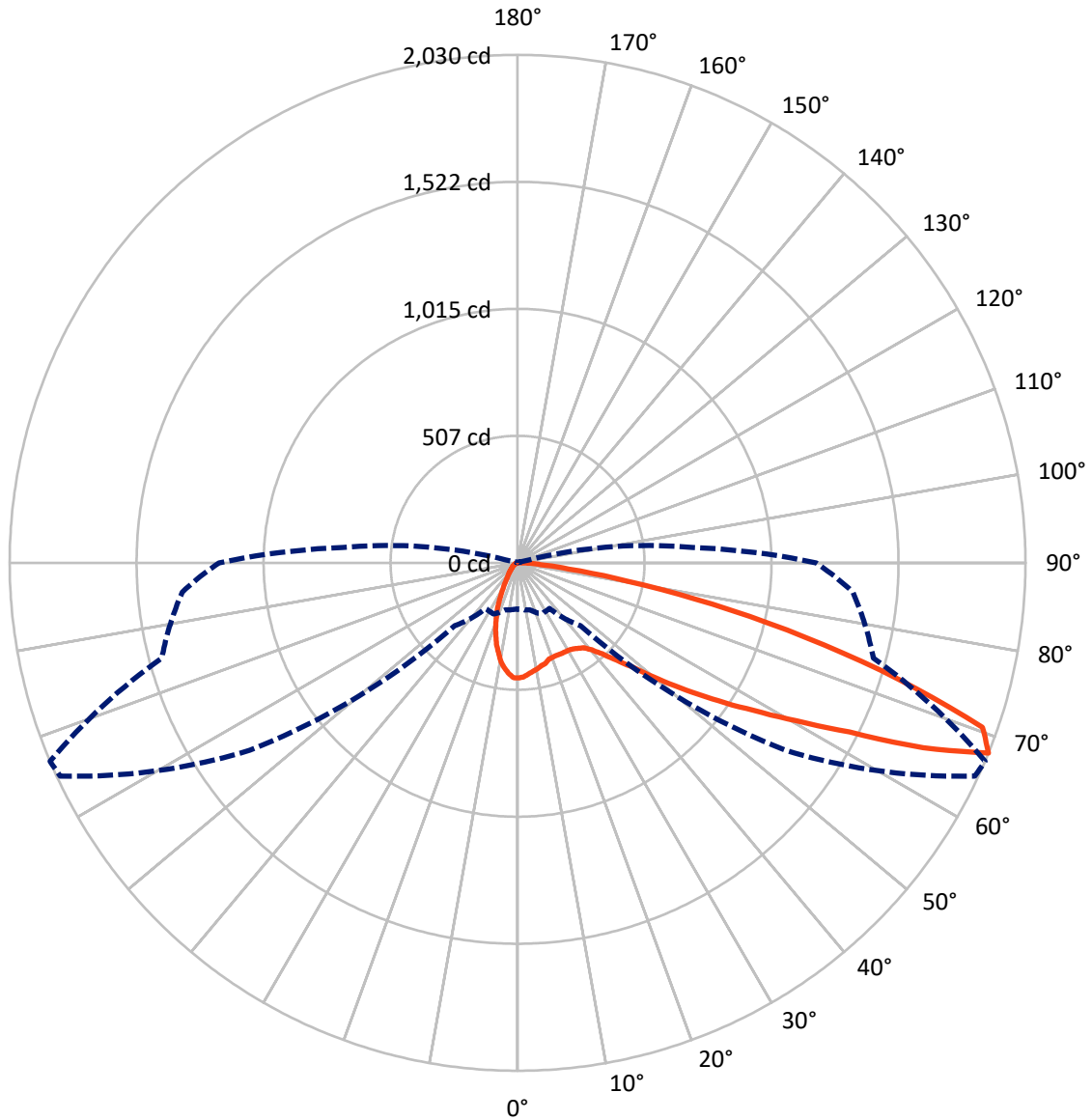
× Max cd
 - - - 1/2 Max cd



Based on 15 foot mounting height. Maximum calculated value = 2 fc
 Type II - Short - N/A

REPORT NUMBER: P676916
CATALOG NUMBER: CCW-SA-1A-840-U-SL2-HSS

Luminous Intensity Polar Plot



— Vertical Plane Through 67-Deg Lateral - - - Horizontal Cone Through 67.5-Deg Vertical

REPORT NUMBER: P676916
 CATALOG NUMBER: CCW-SA-1A-840-U-SL2-HSS

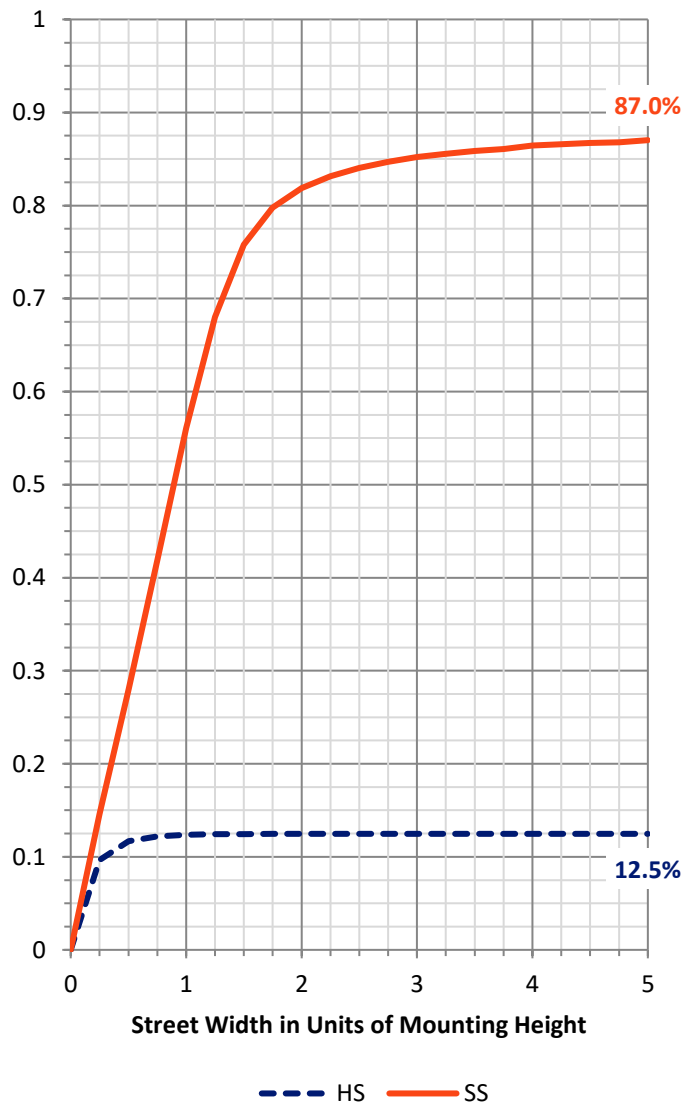
FLUX DISTRIBUTION:

		Downward	Upward	Total
House Side	Lumens	236.1	0.0	236.1
	% Fixture	12.6	0.0	12.6
Street Side	Lumens	1639.7	0.0	1639.7
	% Fixture	87.4	0.0	87.4
Total	Lumens	1875.8	0.0	1875.8
	% Fixture	100.0	0.0	100.0

Coefficient of Utilization

ZONAL LUMENS:

Zone	Lumens	% Fixture
0°-10°	38.8	2.1
10°-20°	86.1	4.6
20°-30°	122.5	6.5
30°-40°	178.3	9.5
40°-50°	276.0	14.7
50°-60°	423.5	22.6
60°-70°	459.1	24.5
70°-80°	259.0	13.8
80°-90°	32.5	1.7
90°-100°	0.0	0.0
100°-110°	0.0	0.0
110°-120°	0.0	0.0
120°-130°	0.0	0.0
130°-140°	0.0	0.0
140°-150°	0.0	0.0
150°-160°	0.0	0.0
160°-170°	0.0	0.0
170°-180°	0.0	0.0
0°-90°	1875.8	100.0
0°-180°	1875.8	100.0

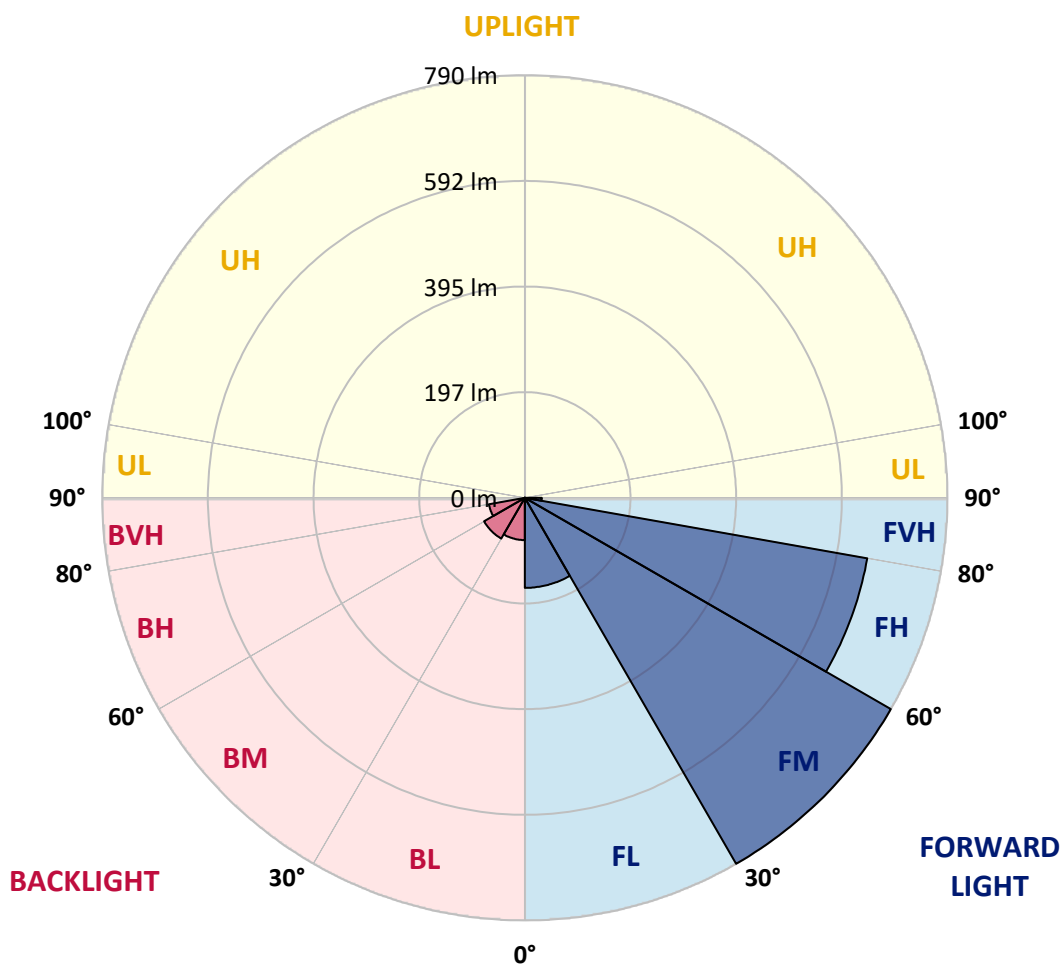


REPORT NUMBER: P676916
 CATALOG NUMBER: CCW-SA-1A-840-U-SL2-HSS

LUMINAIRE CLASSIFICATION SYSTEM LUMEN TABLE AND BUG RATING:

Zone	Lumens	% Fixture	Zone Rating/Lumen Limit		
			B	U	G
FL (0°-30°)	168.3	9.0			
FM (30°-60°)	789.9	42.1			
FH (60°-80°)	649.9	34.6			G0/660
FVH (80°-90°)	31.6	1.7			G1/100
BL (0°-30°)	79.0	4.2	B0/110		
BM (30°-60°)	87.9	4.7	B0/220		
BH (60°-80°)	68.2	3.6	B0/110		G0/110
BVH (80°-90°)	0.9	0.0			G0/10
UL (90°-100°)	0.0	0.0		U0/0	
UH (100°-180°)	0.0	0.0		U0/0	

BUG Rating: B0-U0-G1
 Type II Short





REPORT NUMBER: P676916

CATALOG NUMBER: CCW-SA-1A-840-U-SL2-HSS

CANDELA DISTRIBUTION (FULL):

	0°	5°	15°	25°	35°	45°	55°	65°	67°	75°	85°
0°	460.1	460.1	460.1	460.1	460.1	460.1	460.1	460.1	460.1	460.1	460.1
2.5°	440.2	442.5	445.6	450.1	453.3	451.5	452.9	460.5	456.5	460.1	458.3
5°	415.8	418.1	422.6	422.1	425.7	432.5	441.6	451.5	447.0	457.8	461.9
7.5°	390.5	389.6	389.6	399.1	406.8	416.2	421.2	437.5	437.9	447.4	457.4
10°	367.4	370.1	374.7	378.3	385.5	399.1	413.5	426.2	431.2	450.1	452.9
12.5°	353.4	354.8	360.2	363.4	372.9	386.0	401.3	417.6	421.7	441.1	454.2
15°	347.5	350.7	352.5	358.4	363.4	375.6	386.9	405.4	417.1	432.5	448.8
17.5°	352.1	350.7	351.6	353.4	359.3	370.1	382.3	400.9	404.9	430.7	455.1
20°	357.9	358.4	355.7	354.8	353.4	363.8	373.8	397.7	402.2	430.7	459.2
22.5°	373.8	368.8	373.8	366.5	359.3	363.8	373.3	398.2	401.3	430.3	463.2
25°	393.2	394.1	395.5	380.1	369.7	366.5	376.5	399.5	402.2	433.9	465.1
27.5°	420.8	424.8	418.1	410.4	389.6	373.8	376.0	398.6	403.6	432.1	469.6
30°	457.8	454.7	455.6	437.9	417.6	392.7	386.4	400.9	404.5	434.3	478.2
32.5°	489.9	486.3	492.6	486.3	454.2	419.9	398.6	405.4	409.5	439.7	485.4
35°	509.8	514.3	524.3	531.0	503.9	455.1	419.0	417.6	419.4	442.5	490.8
37.5°	540.5	548.7	556.8	574.0	550.5	498.5	451.0	433.4	430.3	455.6	493.5
40°	574.0	571.7	595.7	616.0	615.1	559.5	495.8	461.4	456.9	476.4	511.6
42.5°	602.0	599.7	626.4	659.8	663.5	618.3	546.9	501.2	497.1	508.4	533.8
45°	638.6	640.4	672.0	711.8	724.9	696.0	616.0	558.2	555.9	552.3	575.8
47.5°	671.1	681.1	708.2	755.2	802.7	776.4	697.4	641.3	625.5	617.4	640.9
50°	693.7	702.8	735.8	785.9	872.7	889.4	788.7	729.9	730.4	710.5	723.1
52.5°	693.7	693.3	720.0	785.9	921.5	1007.4	910.7	841.5	845.1	824.4	825.3
55°	626.9	625.5	658.0	728.1	916.1	1120.8	1095.5	983.0	974.0	933.7	937.8
57.5°	504.8	508.0	532.8	616.9	845.6	1173.7	1315.6	1142.1	1111.3	1028.2	1028.2
60°	368.3	365.6	384.2	442.9	677.5	1153.8	1496.4	1329.6	1281.3	1106.4	1094.6
62.5°	280.2	279.8	284.7	304.6	429.8	1006.0	1574.1	1568.3	1489.6	1183.2	1166.5
65°	226.4	227.3	234.1	248.1	262.6	686.1	1533.0	1853.0	1781.1	1297.5	1242.9
67.5°	184.8	187.1	195.2	225.5	222.4	355.2	1305.7	2016.1	2029.7	1472.0	1345.5
70°	142.4	146.0	155.5	198.4	214.2	236.4	905.3	1934.8	1971.0	1580.5	1283.5
72.5°	96.7	96.3	116.6	160.9	216.5	216.5	503.9	1558.3	1592.7	1457.1	1115.0
75°	52.4	55.6	77.3	121.6	198.4	209.3	287.0	1140.3	1188.6	1133.0	862.3
77.5°	28.5	28.9	42.9	79.5	165.0	199.8	191.6	775.5	794.5	683.3	472.3
80°	14.9	15.4	22.6	52.0	113.9	185.3	159.5	462.3	444.3	262.1	155.9
82.5°	6.8	7.2	11.3	32.5	72.8	146.0	137.8	223.3	206.1	73.2	47.5
85°	2.7	2.7	5.0	19.4	42.5	71.9	118.0	112.1	93.6	22.1	23.5
87.5°	0.9	0.9	1.4	7.7	17.2	42.9	62.8	59.2	40.7	8.1	12.7
90°	0.0	0.0	0.0	0.0	0.0	0.0	0.0	0.0	0.0	0.0	0.0



REPORT NUMBER: P676916

CATALOG NUMBER: CCW-SA-1A-840-U-SL2-HSS

CANDELA DISTRIBUTION (continued):

	90°	95°	105°	115°	125°	135°	145°	155°	165°	175°	180°
0°	460.1	460.1	460.1	460.1	460.1	460.1	460.1	460.1	460.1	460.1	460.1
2.5°	456.5	461.4	460.1	459.2	450.6	449.7	448.8	440.7	443.4	436.6	441.1
5°	459.2	461.9	454.7	441.1	428.9	415.3	404.9	397.7	384.6	379.6	378.7
7.5°	456.5	456.5	441.6	419.9	395.9	373.8	345.7	325.9	310.9	299.6	303.7
10°	452.9	447.4	432.1	393.6	350.3	316.8	276.6	247.2	225.1	217.8	213.3
12.5°	452.9	443.4	409.0	356.6	300.5	249.9	202.0	163.6	142.4	129.7	127.9
15°	448.8	434.8	392.3	321.8	252.2	183.5	128.8	95.8	77.7	72.8	71.0
17.5°	449.7	433.0	367.4	280.7	195.7	122.0	78.6	60.6	56.0	53.8	54.2
20°	451.5	433.0	345.3	240.4	141.0	75.9	54.2	51.1	48.8	47.9	48.4
22.5°	457.4	424.4	322.7	199.3	95.4	54.7	47.9	44.7	42.9	41.6	41.1
25°	458.3	423.0	301.0	158.6	65.5	46.1	42.0	38.4	36.2	34.3	33.9
27.5°	456.9	417.1	270.7	118.0	49.3	41.1	35.7	32.1	28.9	27.6	27.1
30°	461.9	406.3	245.0	85.0	41.6	35.7	30.3	26.2	23.5	21.7	21.7
32.5°	462.3	396.8	216.5	60.6	38.0	31.6	25.8	21.2	18.5	17.6	17.6
35°	462.8	388.2	184.8	46.1	33.9	27.1	21.2	17.6	15.8	14.5	14.5
37.5°	464.2	381.9	155.9	38.9	30.3	23.0	17.6	14.5	12.7	12.2	12.2
40°	466.9	373.3	125.6	34.3	26.2	19.4	14.9	12.2	10.4	9.9	9.5
42.5°	474.1	371.1	100.3	30.7	23.5	16.3	12.2	9.9	8.6	7.7	7.2
45°	503.9	376.9	77.7	28.5	19.9	13.6	10.4	8.1	6.3	5.9	5.4
47.5°	552.7	396.4	61.5	25.3	16.7	11.3	8.6	6.3	5.0	4.5	4.1
50°	626.9	440.7	50.2	22.6	14.0	9.5	6.8	5.0	3.6	3.2	3.2
52.5°	724.0	500.3	43.4	19.9	11.3	8.1	5.4	3.6	2.7	2.3	2.3
55°	823.5	570.8	40.7	17.2	9.5	6.8	4.1	2.7	1.8	1.4	1.4
57.5°	914.7	616.5	39.3	14.0	8.1	5.0	3.2	1.8	0.9	0.5	0.5
60°	971.7	649.9	35.3	11.3	6.3	4.1	2.3	0.9	0.5	0.0	0.0
62.5°	1046.7	683.8	28.9	8.6	4.5	2.7	1.4	0.5	0.0	0.0	0.0
65°	1145.7	721.8	22.6	6.8	3.6	1.8	0.9	0.5	0.0	0.0	0.0
67.5°	1193.1	701.9	15.4	5.0	2.3	0.9	0.5	0.0	0.0	0.0	0.0
70°	1098.2	591.1	10.8	3.6	1.4	0.5	0.5	0.0	0.0	0.0	0.0
72.5°	923.3	463.2	8.1	2.3	0.9	0.5	0.0	0.0	0.0	0.0	0.0
75°	680.6	289.7	6.3	1.8	0.9	0.0	0.0	0.0	0.0	0.0	0.0
77.5°	361.1	108.0	4.5	1.4	0.5	0.0	0.0	0.0	0.0	0.0	0.0
80°	106.7	31.6	3.2	0.9	0.5	0.0	0.0	0.0	0.0	0.0	0.0
82.5°	35.3	9.5	1.8	0.9	0.5	0.0	0.0	0.0	0.0	0.0	0.0
85°	18.1	3.6	0.9	0.9	0.5	0.0	0.0	0.0	0.0	0.0	0.0
87.5°	10.4	1.4	0.9	0.9	0.5	0.0	0.0	0.0	0.0	0.0	0.0
90°	0.0	0.0	0.0	0.0	0.0	0.0	0.0	0.0	0.0	0.0	0.0

(END OF REPORT)